



SOCIAL DEVELOPMENT



DESTITUTE FREE KERALA
PROGRESS REPORT 01-03-2019

STATE WIDE STATISTICS

- TOTAL NUMBER OF DPRS:1033
- NUMBER OF DPRS SUBMITTED: 913
- NUMBER OF DPRS YET TO BE SUBMITTED:
120
- % DPRS SUBMITTED: 88%




SL NO	DISTRICTS	TOTAL NUMBER OF DPRS	NUMBER OF DPRS SUBMITTED	NUMBER OF DPRS YET TO BE SUBMITTED
1	TRIVANDRUM	78	54	24
2	KOLLAM	73	62	11
3	PATHANAMTHITTA	57	44	13
4	ALAPPUZHA	77	73	4
5	KOTTAYAM	77	65	12
6	IDUKKI	54	50	4
7	ERNAKULAM	96	77	19
8	THRISSUR	94	89	5
9	PALAKKAD	95	86	9
10	MALAPPURAM	106	100	6
11	KOZHIKODE	78	71	7
12	WAYANAD	26	26	0
13	KANNUR	81	79	2
14	KASARGOD	41	37	4

SL NO	DISTRICTS	% OF DPRS SUBMITTED
1	TRIVANDRUM	69%
2	KOLLAM	85%
3	PATHANAMTHITTA	77%
4	ALAPPUZHA	95%
5	KOTTAYAM	84%
6	IDUKKI	93%
7	ERNAKULAM	80%
8	THRISSUR	95%
9	PALAKKAD	91%
10	MALAPPURAM	94%
11	KOZHIKODE	91%
12	WAYANAD	100%
13	KANNUR	98%
14	KASARGOD	90%
	TOTAL	88%

DFK DPR SUBMISSION STATUS PRM (FEBRUARY)

Sl.No.	DISTRICTS	TOTAL LSGIs	DPR Submitted as On 7-12-2018	DPR Submitted as On 4-2-2019	Remain ing	Achieved %
1	WAYANAD	26	26	26	0	100
2	KASARGODE	41	36	40	1	98
3	KANNUR	81	75	78	3	96
4	ALAPPUZHA	77	45	63	14	82
5	ERNAKULAM	96	64	77	19	80
6	KOLLAM	73	19	49	24	67
7	KOTTAYAM	77	34	51	26	66
8	PATHANAMTHITTA	57	32	36	21	63
9	THRISSUR	94	25	52	42	55
10	KOZHIKODE	78	50	38	40	49
11	MALAPPURAM	106	28	47	59	44
12	PALAKKAD	95	31	39	56	41
13	IDUKKI	54	18	20	34	37
14	THIRUVANANTHAPURAM	78	30	25	53	32
	TOTAL	1033	513	641	392	62



LSGIWISE DATA

DPR SUBMISSION

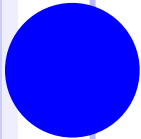

SL NO	DISTRICTS	CORPORATION		
		NO OF LSGIS	NO OF LSGIS WHICH SUBMITTED DPRS	NO OF LSGIS YET TO SUBMIT DPRS
1	TRIVANDRUM	1	1	0
2	KOLLAM	1	0	1
3	PATHANAMTHITTA	0	0	0
4	ALAPPUZHA	0	0	0
5	KOTTAYAM	0	0	0
6	IDUKKI	0	0	0
7	ERNAKULAM	1	0	1
8	THRISSUR	1	1	0
9	PALAKKAD	0	0	0
10	MALAPPURAM	0	0	0
11	KOZHIKODE	1	1	0
12	WAYANAD	0	0	0
13	KANNUR	1	0	1
14	KASARGOD	0	0	0
	TOTAL	6	3	3

SL NO	DISTRICTS	MUNICIPALITY		
		NO OF LSGIS	NO OF LSGIS WHICH SUBMITTED DPRS	NO OF LSGIS YET TO SUBMIT DPRS
1	TRIVANDRUM	4	0	4
2	KOLLAM	4	3	1
3	PATHANAMTHITTA	4	0	4
4	ALAPPUZHA	6	4	2
5	KOTTAYAM	6	3	3
6	IDUKKI	2	1	1
7	ERNAKULAM	13	6	7
8	THRISSUR	7	3	4
9	PALAKKAD	7	3	4
10	MALAPPURAM	12	7	5
11	KOZHIKODE	7	7	0
12	WAYANAD	3	3	0
13	KANNUR	9	7	2
14	KASARGOD	3	3	0
	TOTAL	87	50	37

SL NO	DISTRICTS	GP		
		NO OF LSGIS	NO OF LSGIS WHICH SUBMITTED DPRS	NO OF LSGIS YET TO SUBMIT DPRS
1	TRIVANDRUM	73	53	20
2	KOLLAM	68	59	9
3	PATHANAMTHITTA	53	44	9
4	ALAPPUZHA	72	69	3
5	KOTTAYAM	71	62	9
6	IDUKKI	52	49	3
7	ERNAKULAM	82	71	11
8	THRISSUR	86	85	1
9	PALAKKAD	88	83	5
10	MALAPPURAM	94	93	1
11	KOZHIKODE	70	63	7
12	WAYANAD	23	23	0
13	KANNUR	71	71	0
14	KASARGOD	38	34	4
	TOTAL	941	859	82

DISCUSSIONS





BUDS INSTITUTIONS

NEW BUDS INSTITUTIONS ESTABLISHMENT STATUS

Sl. No	DISTRICT	Proposed BUDS	Started	Remaining
1	TRIVANDRUM	19	5	14
2	KOLLAM	20	6	14
3	PATHANAMTHITTA	9	3	6
4	ALAPPUZHA	13	4	9
5	KOTTAYAM	12	2	10
6	IDUKKI	3	0	3
7	ERNAKULAM	22	15	7
8	THRISSUR	12	3	9
9	PALAKKAD	19	7	12
10	MALAPPURAM	22	8	14
11	KOZHIKODE	18	11	7
12	WAYANAD	10	5	5
13	KANNUR	9	4	5
14	KASARGOD	12	2	10
	TOTAL	200	75	125

DISTRICT PRESENTATION

DISCUSSIONS

REMINDER

SEND BUDS FEST REPORT WITH EXPENDITURE



THANK YOU

